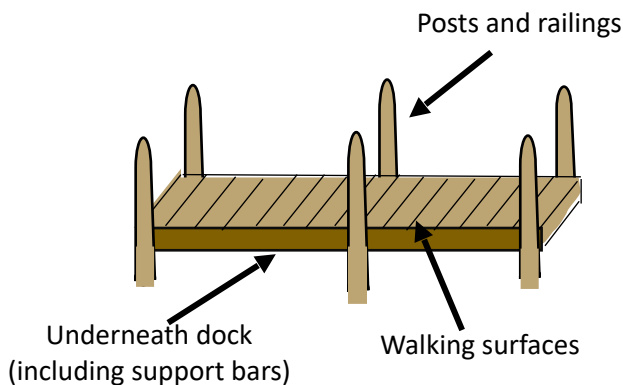
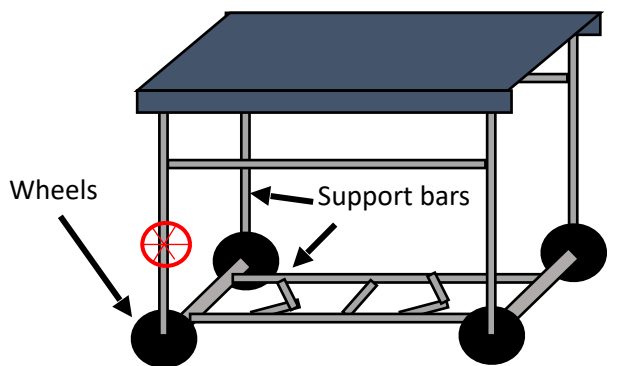
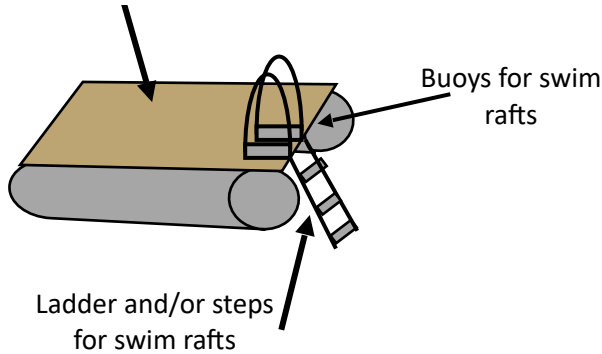


Clean and Rinse these pieces of your equipment:

Walking surfaces



CLEAN

Thoroughly inspect all surfaces of your dock, boat lift, swim rafts, and other associated equipment. This includes any railings, posts, wheels, buoys, support bars, ladders, and steps. All of this equipment has been sitting in the water for a long period of time, which provides an opportunity for Aquatic Invasive Species (AIS) to attach themselves. Remove and dispose of any aquatic plants, small animals (e.g. snails, mussels, eggs), mud, and other debris. If you find an invasive plant or animal you think is new to your lake: take a picture, keep a sample, and report it to the Minnesota Department of Natural Resources immediately.

RINSE

All of your equipment should be rinsed off. Pressure washers work great for getting off any AIS that maybe stuck or attached onto your equipment that are not easily removed by hand or a cleaning tool. If possible, rinse your equipment off with hot water (at least 120°F). Hot water will be able to kill off any AIS that is present that you may not be able to see with the naked eye.

DRY

If you buy or sell a dock, lift, swim raft, or other associated equipment, it must dry for at least 21 days before moving to a different body of water.

PLAN AHEAD

Cleaning, rinsing, and drying your docks, lifts, rafts, and other associated equipment will take time. If you need help with any of these tasks, there are some cleaning tools available for purchase through different vendors. Or if you are physically unable to clean, drain, or dry your equipment, ask a family member, friend, neighbor, or hire a permitted Lake Service Provider. It is important to take all of these steps to help prevent and limit the spread of AIS!